

## Ashmore Global Opportunities Limited (AGOL)

Ashmore Global Opportunities Limited ("AGOL") is a closed ended investment company incorporated and registered in Guernsey and listed on the London Stock Exchange. AGOL's investment objective is to deploy capital in a diversified portfolio of global emerging market strategies which will be actively managed with a view to maximising total returns. This will be achieved by investing across investment themes, including special situations, external debt, local currency, equity and corporate high yield with a principal focus on special situations.

### Performance

Share Class	1 Month	3 Month	YTD	1 Year	Inception 12-Dec-07
EUR	-0.94%	-1.98%	-0.94%	1.32%	-7.67%
GBP	-0.81%	-1.82%	-0.81%	1.65%	-6.70%
USD	-0.80%	-1.81%	-0.80%	1.88%	-6.45%

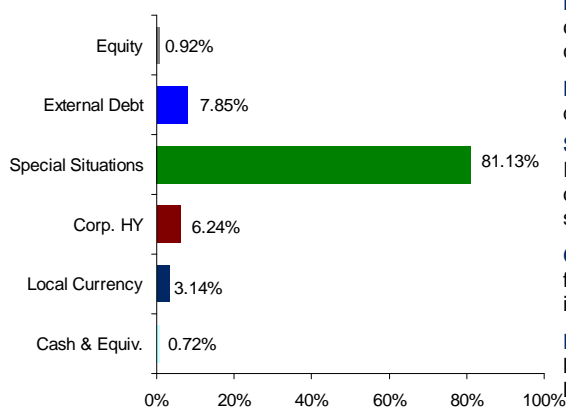
### Details

Share Class	NAV		LSE	ISIN	Bloomberg
	Assets MM	Per Share	Ticker		Ticker
EUR	€ 54.14	€ 8.43	AGOE	GG00B1YWWB33	AGOE LN
GBP	£ 173.31	£ 8.62	AGOL	GG00B1YWTR89	AGOL LN
USD	\$ 197.39	\$ 8.67	AGOU	GG00B1YWWJ19	AGOU LN

NAV, net performance and data is provided for information purposes only and sourced from Northern Trust International Fund Administration Services (Guernsey) Limited. Shares in AGOL do not necessarily trade at a price equal to the prevailing NAV per Share, which may be at a discount or premium. Periods greater than one year are annualised. Please refer to additional source data on the second page of this document. Past performance is not a guide to future results.

### Allocation

#### Allocation by Investment Theme



#### Investment Theme Descriptions

**Equity** Focuses primarily on liquidity and top-down macro country selection in publicly traded equities and may be complemented by a portion of equity special situations.

**External Debt** A highly diversified portfolio of emerging market debt assets with a primary focus on dollar denominated debt.

**Special Situations** Bottom-up, value and event-driven strategy. Investments are mainly in corporate restructurings through distressed debt, private and public equity and equity linked securities.

**Corporate High Yield** Corporate high yield investment theme focusing on the developing corporate debt asset class in emerging markets.

**Local Currency** Takes advantage of the rapidly expanding local currency and local currency denominated debt market with low correlations to other asset classes.

Allocation is shown by primary investment theme of the underlying funds or companies which AGOL is invested in or which the Ashmore Multi Strategy Fund is invested in, which in turn is invested in by AGOL.

#### Allocation by Country

Country	Holding	Industry	Holding
Cayman Islands <sup>(AEI)</sup>	16.80%	Electric	17.09%
Singapore	15.67%	Oil & Gas	14.73%
Philippines	12.85%	Oil & Gas Services	11.09%
India	7.89%	Telecommunications	10.95%
Russian Federation	6.06%	Real Estate	8.64%
Brazil	5.36%	Media	7.41%
Thailand	4.90%	Sovereign	5.27%
Indonesia	3.79%	Banks	3.01%
Israel	3.15%	Energy Alternate Sources	2.80%
Kazakhstan	2.40%	Transportation	2.07%
Ukraine	2.00%	Environmental Control	1.85%
Saudi Arabia	1.87%	Diversified Financial Services	1.74%
Mexico	1.85%	Advertising	1.25%
United States	1.56%	Retail	1.10%
Turkey	1.54%	Agriculture	0.42%
Other Countries	12.31%	Other Industries	10.68%
	<b>100.00%</b>		<b>100.00%</b>

Emerging Markets carry risks as well as rewards. The disclosures including the risk warning on the last page must be read in conjunction with the AGOL Prospectus before investing.

31 January 2010

**Exchange:**  
London Stock Exchange

**Listing Date:**  
12-Dec-07

**Website:**  
www.agol.com

**Address:**  
Ashmore Global  
Opportunities Limited  
Trafalgar Court  
Les Banques  
St Peter Port  
Guernsey  
GY1 3QL

**Administrator:**  
Northern Trust  
International Fund  
Administration Services  
(Guernsey) Limited

T: +44 1481 745 341  
F: +44 1481 745 071  
E-Mail: gn23@ntrs.com

**Investment Manager:**  
Ashmore Investment  
Management Limited  
61 Aldwych  
London  
WC2B 4AE

Andrew Grijns or  
Umaang Pabari  
T: +44 20 3077 6060  
E: agolmail@  
ashmoregroup.com

*All sources are Ashmore  
unless otherwise indicated.*

## Allocation by Investment

Name	Holding	Monthly Performance	Investment Description
Ashmore Global Special Situations Fund 4	35.05%	-1.30%	Global emerging markets special situations investment fund with a 7 year fixed life and limited partnership structure.
Ashmore Asian Recovery Fund	20.59%	-3.00%	Asian special situations with investments mainly in corporate restructurings through distressed debt, private & public equity.
Ashmore Multi Strategy Fund	11.70%	-0.71%	Dynamic strategy investing across all Ashmore's investment themes.
AEI	11.44%	0.00%	AEI is one of the world's largest energy companies focused on emerging markets. The core business segments are Natural Gas Transportation, Services and Distribution, and Power Distribution and Generation.
Ashmore Global Special Situations Fund 5	9.35%	+1.68%	Global emerging markets special situations investment fund with a 7 year fixed life and limited partnership structure. AGOL's total commitment to this fund is \$50 million.
Ashmore Emerging Markets Corporate High Yield Fund	5.36%	+3.95%	Focuses on the developing EM corporate debt asset class providing exposure to select corporate sectors & issuers.
Ashmore Emerging Markets Liquid Investment Portfolio	3.77%	+0.54%	Focuses on yield, total return and capital appreciation primarily in dollar denominated sovereign and corporate debt, but may include special situations.
Ashmore SICAV Local Currency Fund	2.02%	+0.09%	Daily dealing UCITS III fund with global exposure to emerging markets principally by investing in local currency denominated sovereign and corporate debt.
Cash & equivalents	0.73%		Cash & equivalents includes unencumbered bank balances and investments in marketable liquid instruments, encumbered cash backing derivatives and margin balances.

## Top 10 Underlying Investments

Investment Name	Holding	Country	Business Description	Website Link
AEI	16.80%	Cayman	Owns and operates essential energy infrastructure businesses in emerging markets	<a href="http://www.aeienergy.com">www.aeienergy.com</a>
Petron Corp	8.44%	Philippines	The largest oil refining and marketing company in the Philippines	<a href="http://www.petron.com">www.petron.com</a>
Jasper Investments	6.42%	Singapore	Listed company investing in Asian growth enterprises, but primarily oil services	<a href="http://www.jasperinvests.com">www.jasperinvests.com</a>
Digicable	4.82%	India	One of the largest Cable TV service providers in India	<a href="http://www.digicable.in">www.digicable.in</a>
Pacnet Int'l Ltd.	4.61%	Singapore	Asia's leading independent telecommunications infrastructure and service provider	<a href="http://www.pacnet.com">www.pacnet.com</a>
Rubicon Offshore	4.06%	Singapore	Offshore oilfield services company specialising in floating production vessels	<a href="http://www.rubicon-offshore.com">www.rubicon-offshore.com</a>
ECI Telecom	3.02%	Israel	A leading supplier of networking infrastructure for telecom service providers worldwide	<a href="http://www.ecitele.com">www.ecitele.com</a>
Bangkok Land	2.81%	Thailand	Listed property developer and convention centre operator in Metro Bangkok.	<a href="http://www.bangkokland.co.th">www.bangkokland.co.th</a>
Brenco	2.78%	Brazil	Renewable energy equipment co. for production of ethanol & electricity from sugar cane	<a href="http://www.brenco.com.br">www.brenco.com.br</a>
AlphaLand Corp.	2.27%	Philippines	Residential and commercial property developer focussing on the metro Manila area.	<a href="http://www.alphaland.com.ph">www.alphaland.com.ph</a>
<b>Total:</b>	<b>56.03%</b>			

# Ashmore Global Opportunities Limited

31 January 2010

**Exchange:**  
London Stock Exchange

**Listing Date:**  
12-Dec-07

**Website:**  
[www.agol.com](http://www.agol.com)

**Address:**  
Trafalgar Court  
Les Banques  
St Peter Port  
Guernsey  
GY1 3QL

**Administrator:**  
Northern Trust  
International Fund  
Administration Services  
(Guernsey) Limited


T: +44 1481 745 341  
F: +44 1481 745 071  
E-Mail: [gn23@ntrs.com](mailto:gn23@ntrs.com)


**Investment Manager:**  
Ashmore Investment  
Management Limited  
61 Aldwych  
London  
WC2B 4AE


Andrew Grijns or  
Umaang Pabari  
T: +44 20 3077 6060  
E: [agolmail@ashmoregroup.com](mailto:agolmail@ashmoregroup.com)

*All sources are Ashmore unless otherwise indicated.*

## Quarterly Update of Top 5 Underlying Investments

<b>Name</b>	<b>AEI</b>	
<b>Holding</b>	16.80%	
<b>Website</b>	<a href="http://www.aeienergy.com">www.aeienergy.com</a>	
<b>Sector</b>	Utilities	
<b>Business Description &amp; Rationale</b>	<p>AEI is headquartered in Houston, Texas, and owns and operates over 50 companies in Argentina, Bolivia, Brazil, Chile, China, Colombia, Ecuador, El Salvador, Dominican Republic, Guatemala, Jamaica, Mexico, Nicaragua, Panama, Pakistan, Peru, Philippines, Poland, Turkey and Venezuela. The company operates through four core business segments: Natural Gas Transportation and Services, Natural Gas Distribution, Power Distribution and Power Generation.</p> <p>AEI is a company that manages, operates and owns interests in essential energy infrastructure assets in the emerging world. It is a unique global platform: others in the power space have regional businesses or are global single line e.g. generation, but none are global multi-line businesses. Over time Ashmore expects AEI to grow in Eastern Europe and Asia so that its portfolio better reflects the relative economic weights of different regions. Ashmore believes value, diversification and scale in energy are available in emerging markets, which are stable, long-term growing markets and that this will increasingly be valued by others.</p>	
<b>Recent Events</b>	<p>Since AEI decided not to proceed with its IPO in the last week of October 2009 due to adverse equity market conditions, Ashmore's funds/accounts continue to evaluate the right time to re-approach the market as well as considering strategic options for the company, including a possible trade sale. AEI continues to be a profitable company which is performing within the public guidance given to investors. AEI recently signed a transaction to acquire just over 50% of EMDERSA in Argentina, 4% of TGS and 13.5% of Luz del Sur. Please refer to AEI's website for the latest information.</p>	

<b>Name</b>	<b>Petron Corporation</b>	
<b>Holding</b>	8.44%	
<b>Website</b>	<a href="http://www.petron.com">www.petron.com</a>	
<b>Sector</b>	Energy	
<b>Business Description &amp; Rationale</b>	<p>Petron is the largest oil refiner in the Philippines with a 180,000 bpd refinery in Bataan, representing approximately 63% of the country's total refining capacity. Petron has a network of over 1,250 service stations, the largest in the Philippines. Petron sells most of its products domestically, including gasoline, lube oils, LPG, gasoil, ethylene and industrial products.</p> <p>Following the refinery upgrade, Petron is looking to increase its utilisation rate and thereby expand profit margins as well as improve Petron's competitive positioning. The Philippine market is highly attractive: (i) it is de-regulated with retailers having been able historically to pass on higher crude prices, (ii) the country is a net importer of oil products, and (iii) the competitive landscape is stable. The Philippine market is predominantly comprised of 3 large players, Petron, Shell and Caltex. Due to its effectively captive marketing activities, Petron is more insulated from changing refining margins than other, less integrated Asian refiners.</p>	
<b>Recent Events</b>	<p>On the operational side, the company continues with its existing long-term projects, but in the short-term we do not expect to see material quarter to quarter changes. One major negative event in Q4 2009 was the decision of the Philippine government to instigate price controls in the main island of Luzon following the major typhoon that struck the country. Given that Luzon is the centre of economic activity for the country this had negative effects for Petron in November. However, the executive order was rescinded and Petron have been able to make up for some of the lost earnings from November. Despite this, we expect 2009 to come in line with our own expectations and well in advance of the 2008 results.</p>	

<b>Name</b>	<b>Jasper</b>	
<b>Holding</b>	6.42%	
<b>Website</b>	<a href="http://www.jasperinvests.com">www.jasperinvests.com</a>	
<b>Sector</b>	Energy	
<b>Business Description &amp; Rationale</b>	<p>Jasper is a Singapore listed investment company which has acquired a controlling stake in Neptune Marine (<a href="http://www.neptune-marine.net">www.neptune-marine.net</a>), an Oslo-based drillship company with operations in Asia. Neptune has 2 vessels, one of which is contracted to PDVSA in Venezuela.</p> <p>Neptune Marine was in financial difficulties arising from leverage at the holding company level and also disputes between its shareholders. Jasper, together with Ashmore funds and accounts, has invested to resolve issues at the shareholder level and re-capitalise the business. In the current market for oil field services, the main objective is survival and then consolidation. Value is generated through high quality execution and being positioned in the most robust segments of drilling activity.</p>	
<b>Recent Events</b>	<p>Senior management are speaking to a number of larger operators about long-term contracts for the Explorer drillship vessel with a shorter term (up to 6 months) contract prior to a long-term contract being finalised. The Discoverer vessel has resumed work for PDVSA of Venezuela and we remain focussed on managing the asset/relationship to maximise value for us. Ashmore funds/accounts continue to work on a recapitalisation. We have also had a number of strategic/M&amp;A discussions around Jasper but it is too early to go into specific details on these.</p>	

# Ashmore Global Opportunities Limited

31 January 2010

**Exchange:**  
London Stock Exchange

**Listing Date:**  
12-Dec-07

**Website:**  
[www.agol.com](http://www.agol.com)

**Address:**  
Trafalgar Court  
Les Banques  
St Peter Port  
Guernsey  
GY1 3QL

**Administrator:**  
Northern Trust  
International Fund  
Administration Services  
(Guernsey) Limited


T: +44 1481 745 341  
F: +44 1481 745 071  
E-Mail: [gn23@ntrs.com](mailto:gn23@ntrs.com)


**Investment Manager:**  
Ashmore Investment  
Management Limited  
61 Aldwych  
London  
WC2B 4AE

Andrew Grijns or  
Umaang Pabari  
T: +44 20 3077 6060  
E: [agolmail@ashmoregroup.com](mailto:agolmail@ashmoregroup.com)

*All sources are Ashmore  
unless otherwise indicated.*

## Quarterly Update of Top 5 Underlying Investments (continued)

<b>Name Holding Website Sector</b>	<b>Digicable</b> 4.82% <a href="http://www.digicable.in">www.digicable.in</a> Cable TV Service provider	
<b>Business Description &amp; Rationale</b>	<p>Digicable was started in mid 2007 as a cable TV start up to take advantage of a very fragmented Indian cable TV market and with low digital penetration of less than 10%. Today, Digicable is one of the largest Indian Cable distribution companies with over 2,000 employees and a strong emphasis on quality of service and content. This has enabled Digicable to cater to millions of subscribers who are spread across 125 locations in 46 cities and 14 states across India in a very short span of time. With a fiber optic backbone across its networks and state-of-the-art distribution set ups, Digicable brings the digital age through Cable transforming the way viewers receive information and entertainment.</p> <p>Over time, as digitalisation increases, Digicable is expected to get an increasing share of the subscription revenues, now mostly kept by the local cable operators in an analogue world. With the deployment of next generation digital set top boxes, they will have the ability to create a large and stable value added services income stream, which will also solidify its subscriber base (video on demand, internet on TV, advertisements, etc.).</p>	
<b>Recent Events</b>	<p>In the last few months, Digicable has continued to consolidate its market position, improved its performance and is now close to EBITDA break-even. Digicable has been successful in raising some bank debt and is now in discussions with various third parties to raise further debt and equity. Digicable has also initiated some preliminary discussions with other Indian media groups for potential market consolidation. It has recently signed a long term outsourcing deal with IBM under which it will provide comprehensive IT infrastructure, network support, application maintenance and security services, the first of its kind in the Indian cable TV industry.</p>	

<b>Name Holding Website Sector</b>	<b>Pacnet</b> 4.61% <a href="http://www.pacnet.com">www.pacnet.com</a> Telecommunications	
<b>Business Description &amp; Rationale</b>	<p>Pacnet, headquartered in Hong Kong and Singapore, is one of the largest Asian telecoms infrastructure and network businesses for corporate customers and wholesale broadband sales.</p> <p>Pacnet was created by Ashmore through the merger of Asia Netcom, C2C and Pacific Internet. Through the combination of these businesses, Pacnet has built a genuine pan-Asian services business for corporate customers in addition to its wholesale broadband sales. The growth prospects for its services are strong and the wholesale market is now clearly recovering from massive overcapacity.</p>	
<b>Recent Events</b>	<p>Pacnet announced it will grow its presence in India by building the West Asia Crossing, a new submarine cable network that will significantly boost network connectivity and lower costs between India and Asia, as well as across to North America, Middle East and Europe. The revenue and profit from Unity, the new trans-pacific Unity cable, a joint venture with Google, KDDI and Singtel, may start to show in the P&amp;L before end 2010. The new trans-Pacific infrastructure will add 4.8 Tbps of capacity between Japan and the west coast of the U.S.</p> <p>Pacnet continues to explore the possibility of an IPO, possibly in 2010. Please refer to Pacnet's website for the latest information</p>	

### Monthly Commentary

In January, performance was mixed for the portfolio. Despite reduced risk appetite across a number of global markets, emerging markets external debt was positive, local currencies, where we increased exposure, were flat while equities were negative by almost -6% over the month. Special situations were negative for performance overall. Recent economic data has reaffirmed that the global economic recovery will continue to be led by emerging markets. The IMF now predicts growth of 6% for EM in 2010 and 6.3% in 2011. In contrast, developed markets are predicted to see growth of 2.1% and 2.4% respectively. This will help drive demand for EM assets. As risk perceptions change, we continue to see a global re-balancing in 2010 with investors inclined to increase exposure to emerging markets. We remain positive on special situations over the market cycle, external debt where we see further spread tightening this year, and local currencies where we believe performance will pick up when central banks start raising rates, but we are cautious on public equities.

Our nearly 8% exposure to emerging markets external debt was positive for performance. We see fundamentals as stronger than in developed countries. Greece is an example of this where the 10 year bond yielded around 7% in January, compared to around 5.20% for similar Mexican and Brazilian bonds. Our continued overweight to Russia was positive for performance. Indonesian government bonds were slightly negative over the month, where we retained our overweight which has been one of the best performers over the past 12 months. In Mexico, sovereign bonds returned over half a percent, which was somewhat of a surprise as spreads were already very tight and have now reached 214bps. Turkey returned over 2% for the month.

We increased exposure to local currencies to over 3% from less than 1% in December. We see EM central banks cautious about hiking rates before the U.S. does, but may have no choice to move earlier to temper inflation concerns, particularly in Asia where we benefited from our increased overweight. India was one of the best performers where although interest rates were unexpectedly kept on hold. Indonesia and Malaysia also performed well. Eastern Europe was again the worst performing region as continued concerns over Greece's fiscal problems weighed down the single currency.

In special situations, there was less activity this month and valuations ended the monthly slightly negative. AEI, which is just under 17% of the portfolio, continues to explore the possibility of a public listing. With Pacnet, we remain positive on the company's continued expansion and possibility of an IPO at the end of this year. A 1.61% holding of EMTEK ([www.emtek.co.id](http://www.emtek.co.id)), an Indonesian telecom, information technology & multimedia company and owner of SCTV, the top ranked television station with over 160 million viewers in Indonesia, was successfully listed on the Indonesian Stock Exchange in early January 2010. Although we have not sold our position, it should improve the mark to market valuation and future liquidity for a potential exit as market conditions permit. Public equity markets sold off over the month with the MSCI EM Index down almost 6% in January. Investments that have a public equity component were some of the biggest detractors to performance.

# Ashmore Global Opportunities Limited

31 January 2010

**Exchange:**  
London Stock Exchange

**Listing Date:**  
12-Dec-07

**Website:**  
[www.agol.com](http://www.agol.com)

**Address:**  
Trafalgar Court  
Les Banques  
St Peter Port  
Guernsey  
GY1 3QL

**Administrator:**  
Northern Trust  
International Fund  
Administration Services  
(Guernsey) Limited

T: +44 1481 745 341  
F: +44 1481 745 071  
E-Mail: [gn23@ntrs.com](mailto:gn23@ntrs.com)

**Investment Manager:**  
Ashmore Investment  
Management Limited  
61 Aldwych  
London  
WC2B 4AE

Andrew Grijns or  
Umaang Pabari  
T: +44 20 3077 6060  
E: [agolmail@ashmoregroup.com](mailto:agolmail@ashmoregroup.com)

*All sources are Ashmore  
unless otherwise indicated.*

## DISCLOSURES

The material relating to AGOL and the underlying investments included in this report has been prepared by Ashmore Investment Management Limited ("Ashmore") and is provided for information purposes only and does not constitute an invitation or offer to subscribe for or purchase shares in AGOL.

This material is not intended to provide a sufficient basis on which to make an investment decision. Information and opinions presented in this material relating to AGOL and the underlying investments have been obtained or derived from sources believed by Ashmore to be reliable, but Ashmore makes no representation as to their accuracy or completeness. Estimated results, performance or achievements may materially differ from any actual results, performance or achievements. Except as required by applicable law, AGOL and Ashmore expressly disclaim any obligations to update or revise such estimates to reflect any change in expectations, new information, subsequent events or otherwise. All investments are subject to risk. Prospective investors are advised to seek expert legal, financial, tax and other professional advice before making any investment decisions. This document is issued by Ashmore which is authorised and regulated by the Financial Services Authority in the United Kingdom.

The information and any opinions contained in this document have been compiled in good faith, but no representation or warranty, express or implied, is made as to their accuracy, completeness or correctness. Save to the extent (if any) that exclusion of liability is prohibited by any applicable law or regulation, Ashmore, its officers, employees, representatives and agents expressly advise that they shall not be liable in any respect whatsoever for any loss or damage, whether direct, indirect, consequential or otherwise however arising (whether in negligence or otherwise) out of or in connection with the contents of or any omissions from this document. This document does not constitute and may not be relied upon as constituting any form of investment advice or inducement to invest and prospective investors are advised to ensure that they obtain appropriate independent professional advice before making any investment.

**Risk Warning:** An investment in AGOL carries a number of risks and uncertainties which may cause AGOL's NAV or the market value of its shares to decline significantly. The value of an investment in AGOL could move sharply down or up and in extreme circumstances, this could result in a total loss of the investment. The NAV of one share class may differ from another. AGOL invests in emerging markets, which may be more volatile and less developed than more mature markets. Emerging markets carry a number of other risks including liquidity problems; exchange rate risk; and the operational risks of investing are higher than in more developed markets.

Source Data: NAV and NAV per share data is provided by the Administrator of AGOL, Northern Trust International Fund Administration Services (Guernsey) Limited. AGOL's performance is a calculation made by Ashmore.

## PAST PERFORMANCE IS NOT INDICATIVE OF FUTURE RESULTS

# Ashmore Global Opportunities Limited

31 January 2010

**Exchange:**  
London Stock Exchange

**Listing Date:**  
12-Dec-07

**Website:**  
[www.agol.com](http://www.agol.com)

**Address:**  
Trafalgar Court  
Les Banques  
St Peter Port  
Guernsey  
GY1 3QL

**Administrator:**  
Northern Trust  
International Fund  
Administration Services  
(Guernsey) Limited

T: +44 1481 745 341  
F: +44 1481 745 071  
E-Mail: [gn23@ntrs.com](mailto:gn23@ntrs.com)

**Investment Manager:**  
Ashmore Investment  
Management Limited  
61 Aldwych  
London  
WC2B 4AE

Andrew Grijns or  
Umaang Pabari  
T: +44 20 3077 6060  
E: [agolmail@ashmoregroup.com](mailto:agolmail@ashmoregroup.com)

*All sources are Ashmore  
unless otherwise indicated.*