

Ashmore Global Opportunities Limited (AGOL)

Ashmore Global Opportunities Limited ("AGOL") is a closed ended investment company incorporated and registered in Guernsey and listed on the London Stock Exchange. AGOL's investment objective is to deploy capital in a diversified portfolio of global emerging market strategies which will be actively managed with a view to maximising total returns. This will be achieved by investing across investment themes, including special situations, external debt, local currency, equity and corporate debt with a principal focus on special situations.

Performance

Share Class	1 Month	3 Month	YTD	1 Year	3 Years	Inception 12-Dec-07
GBP	-0.30%	-2.54%	-0.30%	-9.19%	-2.12%	-4.06%
USD	-0.28%	-2.61%	-0.28%	-8.76%	-1.65%	-3.68%

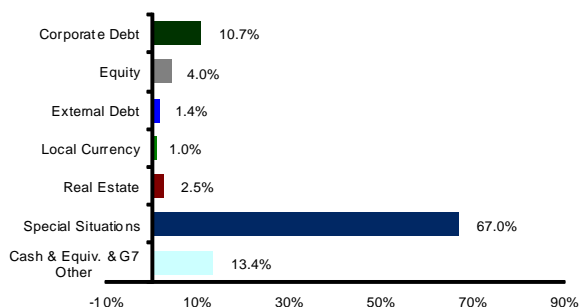
Periods greater than one year are annualised. (Returns are NAV to NAV, net of fees and include reinvestment of dividends paid) Data is provided for information purposes only. Shares in AGOL do not necessarily trade at a price equal to the prevailing NAV per Share, which may be at a discount or premium. Please refer to additional source data on the second page of this document. Past performance is not a reliable indicator of future results. (Source: Northern Trust International Fund Administration Services (Guernsey) Limited.)

Details

Share Class	NAV Per Share	LSE Ticker	ISIN	Bloomberg Ticker
GBP	£ 7.80	AGOL	GG00B1YWTR89	AGOL LN
USD	\$ 7.95	AGOU	GG00B1YWWJ19	AGOU LN

Allocation

Allocation by Investment Theme



Investment Theme Descriptions

Real Estate Direct real estate investments in emerging markets primarily in the residential and commercial sectors.

Equity Focuses primarily on liquidity and bottom-up security selection in publicly traded equities.

External Debt Emerging markets debt with a primary focus on dollar denominated sovereign and quasi sovereign bonds.

Special Situations Bottom-up, value and event-driven strategy. Investments are mainly in corporate restructurings through distressed debt, private and public equity and equity linked securities.

Corporate Debt Corporate debt investment theme focusing on the developing corporate debt asset class in emerging markets.

Local Currency Takes advantage of the rapidly expanding local currency and local currency denominated debt market.

Allocation is shown by the investment themes of the underlying funds or companies which AGOL is invested in.

Allocation by Country

Country	Holding	Industry*	Holding
India	14.47%	Energy-Alternative Sources	11.77%
Brazil	12.78%	Diversified Financial Service	11.53%
Singapore	10.20%	Real Estate	10.08%
Cayman Islands	7.36%	Electric	8.48%
China	7.19%	Telecommunications	8.35%
Indonesia	6.86%	Media	6.88%
Philippines	5.93%	Oil & Gas Services	5.56%
Russia	5.80%	Oil & Gas	4.92%
Saudi Arabia	2.99%	Environmental Control	2.83%
Israel	2.13%	Sovereign	2.03%
UAE	1.98%	Mining	1.93%
Mexico	1.04%	Retail	1.36%
Turkey	1.02%	Advertising	1.33%
Thailand	0.68%	Healthcare Services	1.30%
Nigeria	0.67%	Banks	1.29%
Other Countries	5.60%	Other Industries	7.13%
Cash and equivalents	13.31%	Cash & Equivalents	13.14%
	100.0%		100.0%

*Bloomberg industry group classifications

Emerging Markets carry risks as well as rewards. The disclosures including the risk warning on the last page must be read in conjunction with the AGOL Prospectus before investing.

Ashmore Global Opportunities Limited

31 January 2013

Assets MM:
US\$ 474.4

Exchange:
London Stock
Exchange

Listing Date:
12-Dec-07

Website:
www.agol.com

Address:
Ashmore Global
Opportunities Limited
Trafalgar Court
Les Banques
St Peter Port
Guernsey
GY1 3QL

Administrator:
Northern Trust
International Fund
Administration
Services (Guernsey)
Limited

T: +44 1481 745 341
F: +44 1481 745 071
E-Mail: arm7@ntrs.com

Investment Manager:
Ashmore Investment
Management Limited
61 Aldwych
London
WC2B 4AE

Robert Hegt
Umaang Pabari
T: +44 20 3077 6060
E: agolmail@
ashmoregroup.com

All sources are
Ashmore unless
otherwise indicated.

Allocation by Investment

Name	Holding	Monthly Performance (net)	Investment Description
Ashmore Global Special Situations Fund 4	26.48%	0.38%	Global emerging markets special situations investment fund with a 7 year fixed life and limited partnership structure.
Ashmore Asian Recovery Fund	16.56%	0.69%	Asian special situations with investments mainly in corporate restructurings through distressed debt, private & public equity.
Ashmore Global Special Situations Fund 5	9.08%	1.06%	Global emerging markets special situations investment fund with a 7 year fixed life and limited partnership structure.
ETH Bioenergia	6.59%	-2.85%	Brazilian renewable energy equipment company for production of ethanol & electricity from sugar cane.
Ashmore SICAV EM Corporate Debt Fund	6.07%	1.25%	UCITS IV fund with highly diversified investments including sovereign, quasi-sovereign and corporate bonds.
AEI	4.54%	0.00%	AEI owns and operates interests in multiple power generation assets as well as certain natural gas transportation and distribution businesses in Emerging Markets.
Ashmore Global Special Situations Fund 3	3.98%	1.27%	Global emerging markets special situations investment fund with a 7 year fixed life and limited partnership structure.
Multi-Commodity Exchange of India (MCX)	3.94%	0.18%	India's largest commodity exchange which offers futures trading in more than 40 commodities from various market segments including bullion, energy, spices, plastic and fibre.
Ashmore SICAV EM Total Return Fund II	3.43%	0.54%	UCITS IV fund with highly diversified investments including sovereign, quasi-sovereign and corporate bonds.
AA Development Capital India Fund	3.06%	-0.16%	Fund focusing on developmental capital deals on Indian subcontinent
Ashmore SICAV EM Equity Select Fund	2.96%	2.72%	UCITS IV fund with investments in mainly closed-ended funds and exchange traded funds.
Ashmore Asian Special Opportunities Fund	1.95%	0.55%	A 5 year fixed life fund focussing on bottom-up, event-driven Asian special situation opportunities which are accessed by purchasing shares of the Ashmore Asian Recovery Fund at a discount to its prevailing NAV.
Everbright Ashmore China Real Estate Fund	1.78%	0.00%	Fund focusing on direct Chinese real estate primarily in the residential and retail sectors in growing tier 2 and 3 cities in conjunction with a local partner, Everbright.
Ashmore Greater China Fund - Equity	1.18%	6.12%	Focuses primarily on domestic Class A Chinese equities making use of Ashmore Qualified Institutional Investor (QFII) status awarded by the Chinese securities regulator.
VTBC Ashmore Real Estate Partners	0.74%	2.96%	Russian Real estate fund currently investing in the Moscow metro area.
Ashmore Private Equity Turkey Fund	0.58%	0.29%	Turkey focused private equity fund with a 5 year fixed life and limited partnership structure.

Holdings of less than 0.5% not shown.

*Performance of VTBC Ashmore Real Estate Partners is stated in Euros.

(1) Partial period return from 5 December 2012

Ashmore Global Opportunities Limited

31 January 2013

Assets MM:
US\$ 474.4

Exchange:
London Stock
Exchange

Listing Date:
12-Dec-07

Website:
www.agol.com

Address:
Ashmore Global
Opportunities Limited
Trafalgar Court
Les Banques
St Peter Port
Guernsey
GY1 3QL

Administrator:
Northern Trust
International Fund
Administration
Services (Guernsey)
Limited

T: +44 1481 745 341
F: +44 1481 745 071
E-Mail: arm7@ntrs.com

Investment Manager:
Ashmore Investment
Management Limited
61 Aldwych
London
WC2B 4AE

Robert Hegt
Umaang Pabari
T: +44 20 3077 6060
E: agolmail@
ashmoregroup.com

All sources are
Ashmore unless
otherwise indicated.

Top 10 Underlying Investments

Investment Name	Holding	Country	Business Description	Website Link
ETH Bioenergia	11.76%	Brazil	Renewable energy equipment company for production of ethanol & electricity from sugar cane.	www.eth.com
AEI	7.36%	Cayman	Owns and operates essential energy infrastructure businesses in emerging markets.	www.aeienergy.com
Multi Commodity Exchange of India (MCX)	6.61%	India	Nationwide electronic commodity futures exchange trading in over 40 commodities.	www.mcxindia.com
EMTEK	6.51%	Indonesia	Listed Indonesian telecom, information technology & multimedia company.	www.emtek.co.id
Alphaland	4.89%	Philippines	Real estate development company focussing on underdeveloped sites.	www.alphaland.com.ph
Pacnet Int'l Ltd.	4.54%	Singapore	Asia's leading independent telecommunications infrastructure and service provider .	www.pacnet.com
Jasper Investments	4.24%	Singapore	Listed company investing in Asian growth enterprises, but primarily oil services.	www.jasperinvests.com
GEMS/UTILECO	2.83%	Saudi Arabia	Saudi Arabian integrated industrial services and waste management platform	http://www.gems-ksa.com/ http://www.utileco.com/
TAAS	2.79%	Russia	Oil and Gas exploration	-
ECI Telecom	2.03%	Israel	ECI Telecom is a leading supplier of broadband networking infrastructure equipment	www.ecitele.com
Total:	53.55%			

Quarterly Update of Top 5 Underlying Investments

Name	ETH Bioenergia
Holding	11.76%
Website	www.eth.com
Sector	Energy - Alternate Sources
Business Description & Rationale	<p>ETH Bioenergia, formerly Brenco - Companhia Brasileira de Energia Renovável, is a fully integrated, renewable fuels company which has initiated construction of one of Brazil's largest ethanol production platforms involving the planning, development and harvesting of sugarcane and the large scale industrial production and distribution of ethanol fuel.</p> <p>The investment rationale is the favourable ethanol production environment in Brazil, with an experienced labour force, a large amount of inexpensive, fertile and arable land, an ideal climate and proven technology. ETHB's competitive advantage is based on its cost-advantaged raw material supply, integrated production and strong execution. The Company is one of the few global-scale, technologically advanced producers with significant ethanol and cogeneration capacity and a strong balance sheet.</p>
Recent Events	<p>Weather-related sugarcane production shortfalls which had been plaguing the industry for the past two harvest seasons finally began showing signs of abating. ETH's production ramped up significantly from the second half of June, and is expected to reach 19.6 million tons of crushing in the current harvest year. Despite a benign supply/demand dynamic, domestic ethanol prices have been stagnant for the past year, capped by regulated gasoline prices which are widely expected to be raised later this year. As a result of production and price shortfalls, ETH continues to increase its debt load, which stood at over \$4 billion as of June 30. As interest rates in Brazil have come down, the cost of ETH's debt load has not increased commensurately. In addition, BNDES, Brazil's state-owned development bank has continued to support ETH as a key player in Brazil's strategic ethanol industry, and negotiations are on-going to extend maturities and defer payments on significant portions of ETH's debt.</p>



Ashmore Global Opportunities Limited

31 January 2013

Assets MM:
US\$ 474.4

Exchange:
London Stock
Exchange

Listing Date:
12-Dec-07

Website:
www.agol.com

Address:
Ashmore Global
Opportunities Limited
Trafalgar Court
Les Banques
St Peter Port
Guernsey
GY1 3QL


Administrator:
Northern Trust
International Fund
Administration
Services (Guernsey)
Limited


T: +44 1481 745 341
F: +44 1481 745 071
E-Mail: arm7@ntrs.com

Investment Manager:
Ashmore Investment
Management Limited
61 Aldwych
London
WC2B 4AE

Robert Hegt
Umaang Pabari
T: +44 20 3077 6060
E: agolmail@ashmoregroup.com

All sources are
Ashmore unless
otherwise indicated.

Name	AEI	
Holding	7.36%	
Website	www.aeienergy.com	
Sector	Utilities	
Business Description & Rationale	<p>Headquartered in Houston, Texas, AEI owns and operates interests in multiple power generation assets as well as certain natural gas transportation and distribution businesses in Emerging Markets. The Company provides the energy for development through businesses in 11 Emerging Markets countries in Asia, Central America, the Caribbean, and South America and benefits from extensive local operating expertise to foster partnerships and develop opportunities.</p> <p>On 19th January 2011, AEI announced the beginning of a major restructuring and repositioning of the company which would result in the sale of the vast majority of its distribution assets, whilst retaining a nucleus 2.2GW of power generation capacity as a platform for future development, excess capital will be returned to shareholders. AEI agreed to sell its interests in 10 operating companies, which collectively represented approximately 80% of AEI's total assets, for \$4.8 billion. Proceeds from those sales are to be used to repay debt and to fund existing greenfield projects in the AEI portfolio, with the excess to be distributed to shareholders.</p> <p>AEI is reorganizing around its core power generation assets and will continue its power plant development projects in Guatemala, Peru, Argentina, Chile and China. In addition, the business will pursue compelling growth opportunities with over 1,000 MW in near-term projects under development and over 2,000 MW of mid to long-term development opportunities.</p> <p>Non-core asset sales continued according to plan. The sales of two of the three largest non-core assets, Huatong and GTB/TBG, closed in Q3. Trakya, the third largest asset sale which was also signed in Q2, is still pending regulatory approval and is expected to close shortly. With the closing of Trakya, AEI will have received proceeds of over \$465 million and will have over \$40 million in escrows which are expected to be released subject to customary conditions over a period of 18 months.</p>	
Recent Events	<p>Greenfield development projects continued to progress. Fenix, AEI's 531MW gas-fired power plant in Peru, continued construction apace for Q3 2013 start-up. Jaguar, AEI's 300 MW coal-fired plant in Guatemala, continues to deal with delays resulting from the EPC contractor encountering difficulties in getting visas for its workers to enter Guatemala, and is now no longer expected to be able to begin operation in 2013. Arayan, AEI's 115MW wind plant in Chile, is continuing to progress on engineering and procurement, but site works have not yet started due to delays in environmental permit approvals.</p> <p>Operating assets performed in line with plan, with the exception of San Felipe, which is significantly behind budget due to technical difficulties and negative heat rate results.</p>	

Name	Multi Commodity Exchange of India Limited (MCX)	
Holding	6.61%	
Website	www.mcxindia.com	
Sector	Commodity exchange	
Business Description & Rationale	<p>MCX is India's leading commodity exchange with over 80% market share.</p> <p>Globally, MCX is the seventh largest commodities futures exchange in terms of volume. In terms of future contracts traded, it ranks first in silver, second in gold, third in crude oil.</p> <p>It has 53 commodities trading across segments including bullion, base metals, energy and agricultural commodities. It has recently launched trading in electricity.</p>	
Recent Events	<p>MCX reported strong growth and performance in Q2 FY13, revenue, EBITDA and net profit increased by 13%, 17% and 26% respectively over the previous quarter. Q2 FY13 EBITDA margin increased from 68% in Q1 FY13 to 70% in Q2 FY13 and net profit margin increased from 44% in Q1 FY13 to 49% in Q2 FY13. Average daily turnover traded on MCX increased by 7% to USD 9.2bn during Q2 FY13 over the previous quarter. At 86% for H1FY13, MCX continues to have a dominant market-share of the Indian futures industry.</p>	

Ashmore Global Opportunities Limited

31 January 2013

Assets MM:
US\$ 474.4

Exchange:
London Stock
Exchange

Listing Date:
12-Dec-07

Website:
www.agol.com

Address:
Ashmore Global
Opportunities Limited
Trafalgar Court
Les Banques
St Peter Port
Guernsey
GY1 3QL


Administrator:
Northern Trust
International Fund
Administration
Services (Guernsey)
Limited

T: +44 1481 745 341
F: +44 1481 745 071
E-Mail: arm7@ntrs.com

Investment Manager:
Ashmore Investment
Management Limited
61 Aldwych
London
WC2B 4AE

Robert Hegt
Umaang Pabari
T: +44 20 3077 6060
E: agolmail@ashmoregroup.com

All sources are
Ashmore unless
otherwise indicated.

Name	EMTEK	
Holding	6.51%	
Website	www.emtek.co.id	
Sector	Telecommunications and IT Solutions	
Business Description & Rationale	<p>Listed integrated group of companies with three main business divisions: Media, Telecommunications and IT Solutions, and Connectivity.</p> <p>EMTEK is a listed holding company with its main operations in commercial free-to-view TV (SCTV), mobile phone related retail (Sakalaguna), and IT services (ACA). SCTV is the main revenue and profit driver for the group. SCTV is one of the country's leading TV stations covering 240 cities and 160 million views nationwide. In addition to its free-to-air business SCTV also holds significant spectrum real estate which could be developed or sold.</p>	
Recent Events	No major event this quarter. Drop in share price was reflected in valuation. Company is progressing well. Management is focused on building-out the pay-tv business.	

Name	Alphaland	
Holding	4.89%	
Website	www.alphaland.com.ph	
Sector	Real Estate	
Business Description & Rationale	<p>High end commercial and high & mid-market residential development in Manila.</p> <p>The company focuses on acquiring and developing prime but undeveloped sites into Class A office and residential locations. The company has two main areas of focus: Metro Manila for office and residential development and resort & second home developments on islands near Manila (both of which feed into the same middle-to-high income bracket customer segments). Limited supply of Class A residential and commercial space in Metro Manila and growing Philippine income driving that demand.</p>	
Recent Events	All the main construction projects (Balescin Resort , Makati Place Residential and City Club and the Alphaland Tower) continue to progress well. Alphaland Tower has been topped out and an active leasing programme has been started with a number of conversations for tenants looking to take large areas of the building. Balescin and Makati Place sells have strengthened with international sales showing a strong tick up.	

Ashmore Global Opportunities Limited

31 January 2013

Assets MM:
US\$ 474.4

Exchange:
London Stock
Exchange

Listing Date:
12-Dec-07

Website:
www.agol.com

Address:
Ashmore Global
Opportunities Limited
Trafalgar Court
Les Banques
St Peter Port
Guernsey
GY1 3QL

Administrator:
Northern Trust
International Fund
Administration
Services (Guernsey)
Limited

T: +44 1481 745 341
F: +44 1481 745 071
E-Mail: arm7@ntrs.com

Investment Manager:
Ashmore Investment
Management Limited
61 Aldwych
London
WC2B 4AE

Robert Hegt
Umaang Pabari
T: +44 20 3077 6060
E: agolmail@ashmoregroup.com

All sources are
Ashmore unless
otherwise indicated.

Market Review

Global equities and commodities had a strong run in January, while hard currency fixed income suffered losses fuelled by rising US Treasury yields. Market returns were supported by encouraging US economic data and important steps by US Congress to postpone the fiscal cliff and debt ceiling. The IMF and the World Bank contributed to the optimistic mood, improving the growth outlook for 2013 – with Emerging Markets as the growth locomotive. The S&P 500 gained +5.0%, while 10-year US Treasury climbed 23bps to 1.99%. Asian markets also had a strong performance with the Nikkei up 7.2% and Hang Seng +4.7%, whereas Europe lagged with Euro Stoxx 50 rising 2.5%.

Economic data in the US was somewhat mixed, but strong ISM Manufacturing, Chicago PMI and Payroll numbers set an upbeat tone to the month. Even the US Q4 GDP contraction surprise failed to dent optimism, as the break-down revealed investments growing at near double-digit levels despite the unstable political environment. In Europe, uncertainties coming from poor economic data and Italian elections were minimised as Portugal returned to the bond market and the Spanish bond auction went well. Yields from periphery economies rallied with Spain, Italy, Portugal and Greece rising 9bps, 19bps, 88bps and 125bps respectively.

On G4 currencies, the “ugly contest” remains as markets favours currencies managed by the “least dovish” Central Banks. The ECB balance sheet contraction – as Banks opts to pay back €137bn from LTRO funds – and a more cautious monetary policy approach (potentially forced by mandate restrictions) explains why the Euro climbed 2.9% against the Dollar, closing at 1.358. Bernanke kept the accommodative tone when he stated that “the worse thing the FED could do is to raise rates prematurely”. Meanwhile the BOJ committed to adopt a 2% inflation target and open ended Quantitative Easing in an economy that has been in deflationary territory for a decade, triggering a further JPY collapse of 5.4% in January, accumulating 15% depreciation in four months. Sterling also suffered falling 2.45% due to a fragile economy and uncertainties related to the in-out referendum on European Union membership expected for 2017.

Performance

Fund performance in the liquid themes was again positive in the period, as both fixed income and equities rose on positive market momentum and supportive forward-looking growth expectations. The Chinese equity market was again an outlier in terms of positive performance, advancing another 6.1% in January, which follows a 17% rise in December. Less liquid assets fared less well, as valuations did not follow the more liquid markets and asset prices in the special situations space did not yet reflect stronger equity markets for those positions closer to realisation. We continue to see upside in special situation assets only upon exit.

Special Situations

Special Situations performance over the period and was driven by mark to market performance. EMTEK, Jasper and Bangkok Land contributed positively after all three companies saw their public equity prices rise. Bangkok Land announced that it had completed the transaction of IMPACT after the company made the final payment of THB2.1bn. Jasper Investments announced that it has signed a contract with CNOOC Congo SA for the deployment of the Explorer drillship.

On 12 December 2012, the Board of AGOL announced it has determined to put proposals to the shareholders to amend the investment objective of AGOL to make no new special situations investments, and consult with shareholders on the structure of the Managed Wind Down. Please refer to the RNS announcement for further information:

http://www.agol.com/announcements/article/?news_id=297543

Ashmore Global Opportunities Limited

31 January 2013

Assets MM:
US\$ 474.4

Exchange:
London Stock
Exchange

Listing Date:
12-Dec-07

Website:
www.agol.com

Address:
Ashmore Global
Opportunities Limited
Trafalgar Court
Les Banques
St Peter Port
Guernsey
GY1 3QL

Administrator:
Northern Trust
International Fund
Administration
Services (Guernsey)
Limited

T: +44 1481 745 341
F: +44 1481 745 071
E-Mail: arm7@ntrs.com

Investment Manager:
Ashmore Investment
Management Limited
61 Aldwych
London
WC2B 4AE

Robert Hegt
Umaang Pabari
T: +44 20 3077 6060
E: agolmail@ashmoregroup.com

All sources are
Ashmore unless
otherwise indicated.

DISCLOSURES

The material relating to AGOL and the underlying investments included in this report has been prepared by Ashmore Investment Management Limited ("Ashmore") and is provided for information purposes only and does not constitute an invitation or offer to subscribe for or purchase shares in AGOL.

This material is not intended to provide a sufficient basis on which to make an investment decision. Information and opinions presented in this material relating to AGOL and the underlying investments have been obtained or derived from sources believed by Ashmore to be reliable, but Ashmore makes no representation as to their accuracy or completeness. Estimated results, performance or achievements may materially differ from any actual results, performance or achievements. Except as required by applicable law, AGOL and Ashmore expressly disclaim any obligations to update or revise such estimates to reflect any change in expectations, new information, subsequent events or otherwise. All investments are subject to risk. Prospective investors are advised to seek expert legal, financial, tax and other professional advice before making any investment decisions. This document is issued by Ashmore which is authorised and regulated by the Financial Services Authority in the United Kingdom.

The information and any opinions contained in this document have been compiled in good faith, but no representation or warranty, express or implied, is made as to their accuracy, completeness or correctness. Save to the extent (if any) that exclusion of liability is prohibited by any applicable law or regulation, Ashmore, its officers, employees, representatives and agents expressly advise that they shall not be liable in any respect whatsoever for any loss or damage, whether direct, indirect, consequential or otherwise however arising (whether in negligence or otherwise) out of or in connection with the contents of or any omissions from this document. This document does not constitute and may not be relied upon as constituting any form of investment advice or inducement to invest and prospective investors are advised to ensure that they obtain appropriate independent professional advice before making any investment.

COMMODITY EXCHANGE ACT: The Investment Manager is exempt, and has filings in place to that effect, from having to register as a commodity pool operator with respect to the Fund pursuant to the criteria of U.S. Commodity Futures Trading Commission ("CFTC") Regulation 4.13(a)(4) under the U.S. Commodity Exchange Act ("CEA"), since shares in the Fund are sold in private offerings only to persons the Investment Manager reasonably believes are (i) non-US investors or (ii) US investors meeting certain sophistication requirements. As a result, the Investment Manager, unlike a registered commodity pool operator, is not required by the CEA to deliver either a CFTC disclosure document or a certified annual report to Shareholders.

Risk Warning: An investment in AGOL carries a number of risks and uncertainties which may cause AGOL's NAV or the market value of its shares to decline significantly. The value of an investment in AGOL could move sharply down or up and in extreme circumstances, this could result in a total loss of the investment. The NAV of one share class may differ from another. AGOL invests in emerging markets, which may be more volatile and less developed than more mature markets. Emerging markets carry a number of other risks including liquidity problems; exchange rate risk; and the operational risks of investing are higher than in more developed markets.

Source Data: NAV and NAV per share data is provided by the Administrator of AGOL, Northern Trust International Fund Administration Services (Guernsey) Limited. AGOL's performance is a calculation made by Ashmore.

PAST PERFORMANCE IS NOT A RELIABLE INDICATOR OF FUTURE RESULTS

Ashmore Global Opportunities Limited

31 January 2013

**Assets MM:
US\$ 474.4**

**Exchange:
London Stock
Exchange**

**Listing Date:
12-Dec-07**

**Website:
www.agol.com**

**Address:
Ashmore Global
Opportunities Limited
Trafalgar Court
Les Banques
St Peter Port
Guernsey
GY1 3QL**

**Administrator:
Northern Trust
International Fund
Administration
Services (Guernsey)
Limited**

**T: +44 1481 745 341
F: +44 1481 745 071
E-Mail: arm7@ntrs.com**

**Investment Manager:
Ashmore Investment
Management Limited
61 Aldwych
London
WC2B 4AE**

**Robert Hegt
Umaang Pabari
T: +44 20 3077 6060
E: agolmail@
ashmoregroup.com**

**All sources are
Ashmore unless
otherwise indicated.**